


S49



Specifications

SPECIFICATIONS

L.O.A.	14.95 m
Beam	7.88 m
Builder	McConaghy Boats
Designer	Schionning Design

CONSTRUCTION

Construction in vinylester resin, controlled vacuum infusion and pressed panels utilizing E-glass and Corecell foam cores

EXTERIOR FINISH

Hull and deck painted in a high quality 2 pack polyurethane coating to a standard range of light colours.

Single boot top stripe allowed for

Below water line finished with epoxy primer.

INTERIOR FINISH

The interior is lightweight timber laminate

All joinery is built and finished to McConaghy boats high quality finish.

The modern interior is constructed using a mix of painted surfaces with timber laminate and soft fabric liners.



INTERIOR FIT OUT

COCKPIT

- L Shape and U Shape settee in cockpit
- Two Cockpit tables
- Settee cushions
- Storage under seating
- Raised steering station to starboard with McConaghy Carbon fiber wheel
- Two (2) waterproof speakers connected to saloon stereo
- Courtesy floor lighting
- Main companionway sliding door

SALOON

- Panoramic view through large fixed windows
- L-shaped settee on port side
- Dining table
- Headliner
- Timber laminate sole
- 12v CD/Stereo unit, connected to two speakers in the saloon and two speakers in the cockpit
- Navigation station with chart table & a chair
- LED lighting throughout
- Courtesy lighting at floor level
- Two (2) Fans

GALLEY

- U-shaped Galley en-suite with saloon
- Corian Counter tops with single stainless steel sink
- Isotherm Cruise Fridge S/S 130 L
- Isotherm Cruise S/S 90L freezer
- Splendide 2100XC Vented AC Washer/dryer Combo
- Conture compact spacesaver AC Microwave oven
- Gas Stove/oven combination
- Storage under benchtop
- Built in Garbage can



PORT HULL

FOWARD STATEROOM

Tapered double berth(1982 x 1765mm)

Storage under berth

Hanging locker

LED overhead lighting

LED reading lights

Opening port

Opening overhead hatch

Timber laminate sole

Courtesy light at floor level

One (1) Fan

MIDSHIP HEAD & SHOWER

Shared Shower compartment

2 x Tecma electric toilets

Storage under basin

Mirror

Tissue roller

Towel/clothing loops and hooks.

Overhead lighting

One (1) universal 110v AC shaver socket in each head

FT STATEROOM

Double berth (2012 x 2082mm)

Storage under berth

Hanging locker

LED overhead lighting

LED reading lights

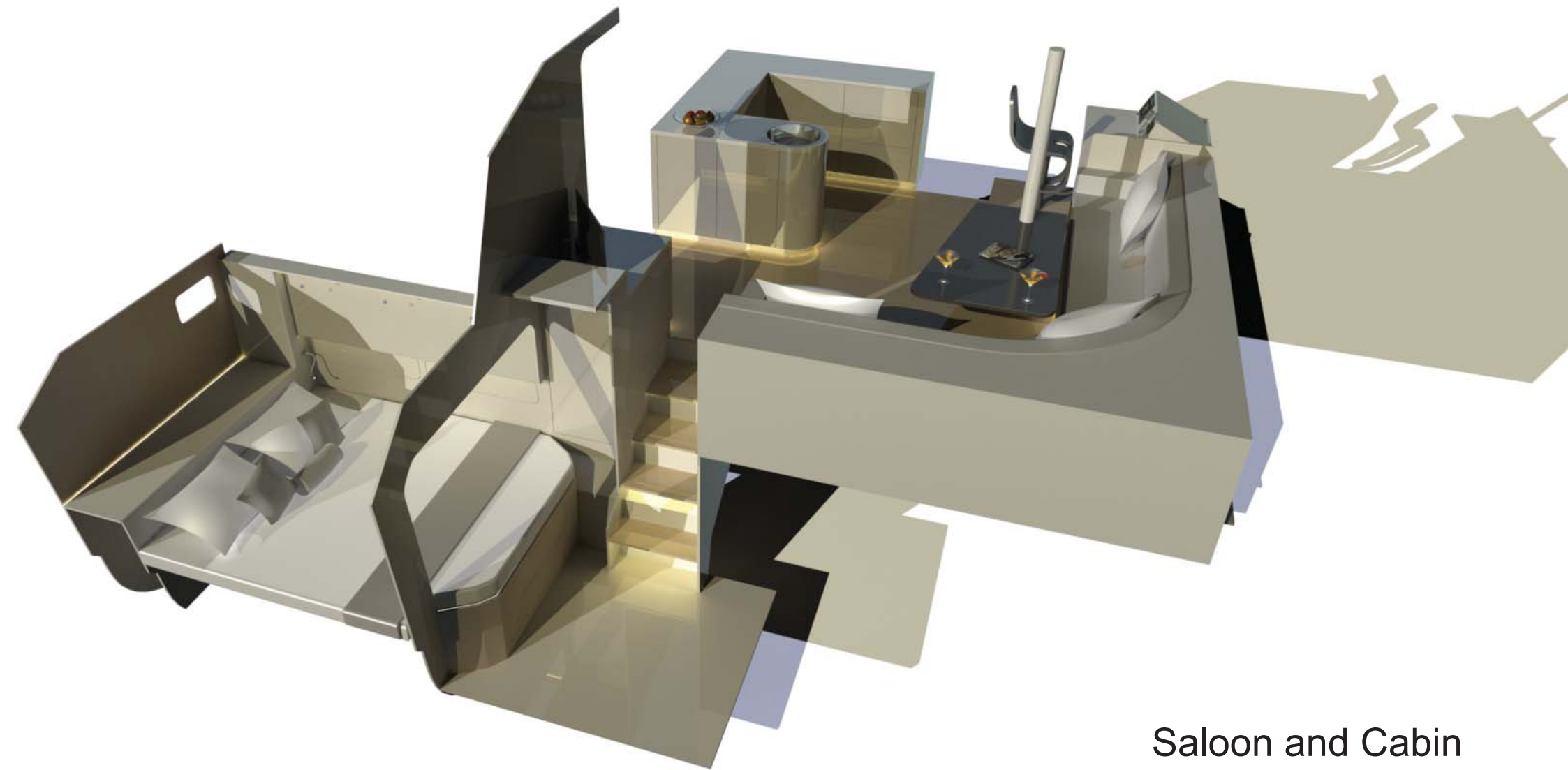
Opening port

Opening overhead hatch

Timber laminate sole

Courtesy light at floor level

One (1) Fan



Saloon and Cabin

STARBOARD HULL

S49

FOWARD SHOWER ROOM

Overhead shower Rose

Acrylic forehead door

Soap holder

FORWARD HEAD

Electric Tecma Toilet outboard

Cabinet inboard opposite WC

Toilet paper holder

FORWARD VANITY

Sink outboard

Mirror

Cupboards inboard

MIDSHIP

Hanging locker outboard

Inboard shelves

Seat with cushion

OWNER'S BERTH

Double berth (2100 x 2013mm)

Storage under berth

Hanging locker

LED overhead lighting

LED reading lights

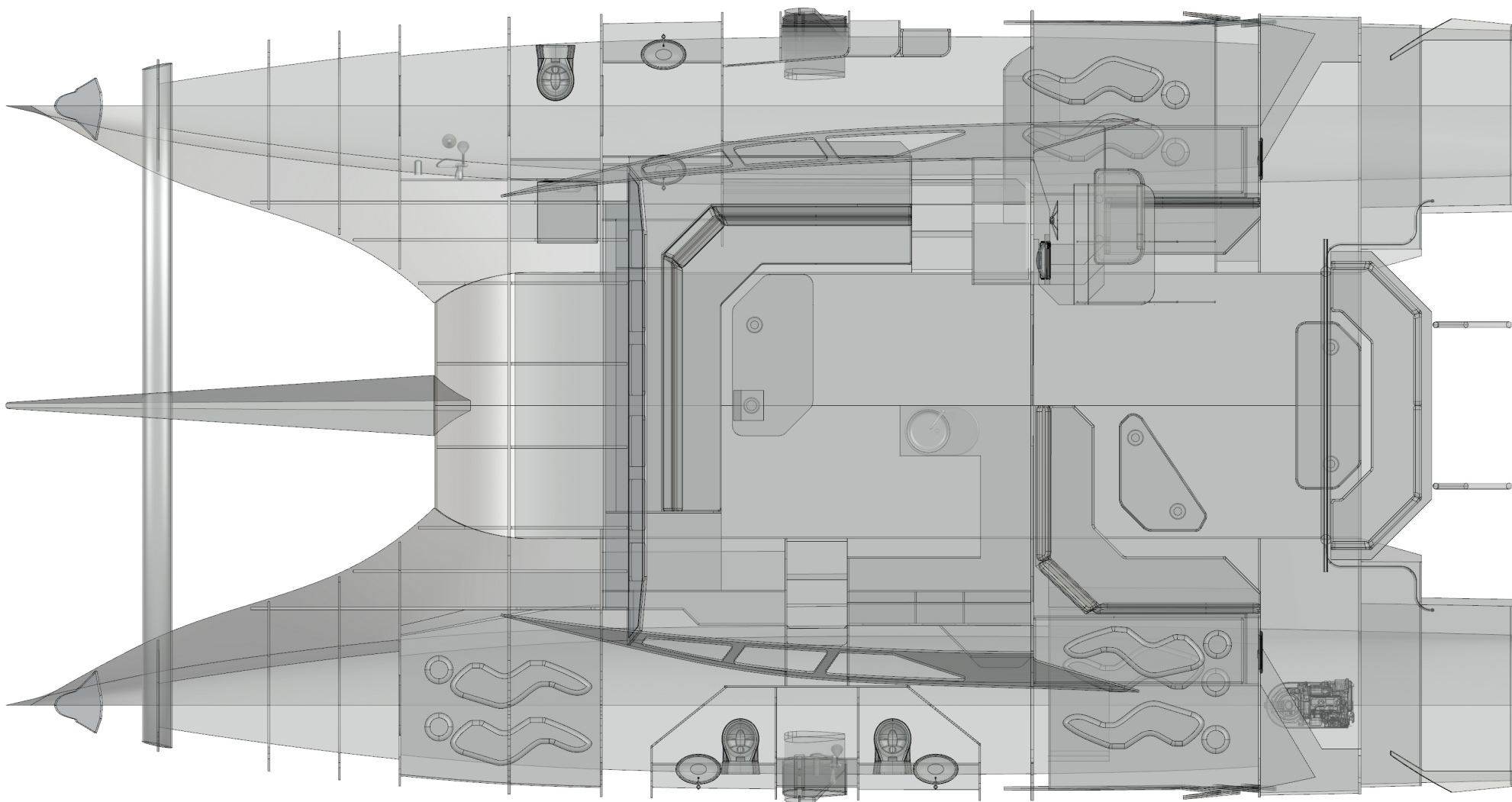
Opening port

Opening overhead hatch

Timber laminate sole

Courtesy light at floor level

Two (2) Fans



DECK HARDWARE

3 x Harken 50.2 STEP Electric Winches

Self Tacking Headsail

1 x MKV1 Jib Furler

Spinlock jammers

Harken Mainsheet System

McConaghy composites Stanchions

McConaghy composites push pit with transom handrails

McConaghy composites pulpit

316 SS boarding ladder

Two (2) deck water filler

Two (2) deck fuel filler

Two (2) deck waste pump-out

Shower on transom

Trampolines

Teak inlaid on cockpit floor

Two (2) Davits

Folding bimini top

ANCHOR A& MOORING

1 x V4 12v 1600w Anchor Winch

20Kg Anchor

50m Chain

30m Rope

8 x 200mm folding cleats

Anchor and stowage lockers forward of mast

HATCHES

2 x Size 60 Hatches.

2 x Size 3 Flush metre ports,

12 x Atlantic portlight size 10



SYSTEMS

ENGINE & MACHINERY

Twin Yanmar 53HP diesel sail drive engines
 2 x Gori folding propellers
 Teleflex Top mount twin throttle control
 Insulation in Engine rooms
 Dual 90 Amp 12v alternators
 Fresh water engine cooling system
 Engine instrument panel at helm position
 Fuel tanks in total approx. 500 liters
 Racor500 fuel filters
 1 Fuel Level Sensor

PLUMBING

4 Rule automatic bilge pumps
 Two Henderson MK 5 Universal Manual Bilge pump
 Hot & cold pressure water
 2 Isotherm water heater – 25 Liter tanks slim
 1 Whale Universal Pressure pump
 2 x 170 Vetus black water tanks (
 Fresh water tanks approx. 800Liters in total
 Black water pump-out fitting (for use with marina pump out facility) plus lockable 'Y' valve gives the option of direct discharge overboard
 1 whale hand twist shower at transom of one hull
 1 Jabsco Par-max4.3gpm washdown pump
 1 Freshwater Level Sensor
 1 Holdingtank Sensor

STEERING

Hydrive Hydraulic
 Raymarine Auto pilot

ELECTRICAL

2 Shore Power Lead 30amp
 1 Shore Power Inlet
 1 Galvanic Isolator
 1 Generator Start Battery
 2 Main Engine Start Batteries (
 1 Invertor/charger (Mastervolt 2.5kw)
 1 Engine Battery Isolators & Link Switches BEP 800-MS3

LIGHTS & POWER

3 Emergency Light Fittings
 50 Exterior Light Fittings
 18 Interior Down Lights, 10 Bed Lights
 6 Utility Lights (Eng Room & Bilges)
 28 Light Switches
 3 Light Dimmers
 4 Shaver Points
 5 Power Points
 1 Allround white Nav light
 2 Port Sailing/Motoring
 2 Stbd Sailing/Motoring
 1 Stern Light
 1 Anchor Light



SYSTEMS

SWITCH BOARDS

1 AC Swicth Board

1 DC Switch board

NAVIGATION & ELECTRONICS

2 x 5" compass (Richie SS5000)

1 Terestial TV Antenna

1 Raymarine VHF 55

1 Raymarine E127 Plotter

1 Raymarine Tridata

Transducer

Autopilot

Ray160 Wind & Data Dist

ENTERTAINMENT

1 FUSION True Marine DVD/Receiver with Fusion-Link

1 FUSION True Marine Media Device Dock for 200 & 700 Series ONLY

1 FUSION True Marine 7in 200W Speakers

1 Amplified Subwoofer with 2 channel speaker

RIG & SAILS

RIG

Aluminum mast

Double spreaders

Aluminum boom

Running Rigging

SAILS

Fully battened, square head, cross cut Dacron Mainsail

Self-tacking Headsail

McCONAGHY

Tel: +61 2 999 777 22

info@mcconaghyboats.com

www.mcconaghyboats.com