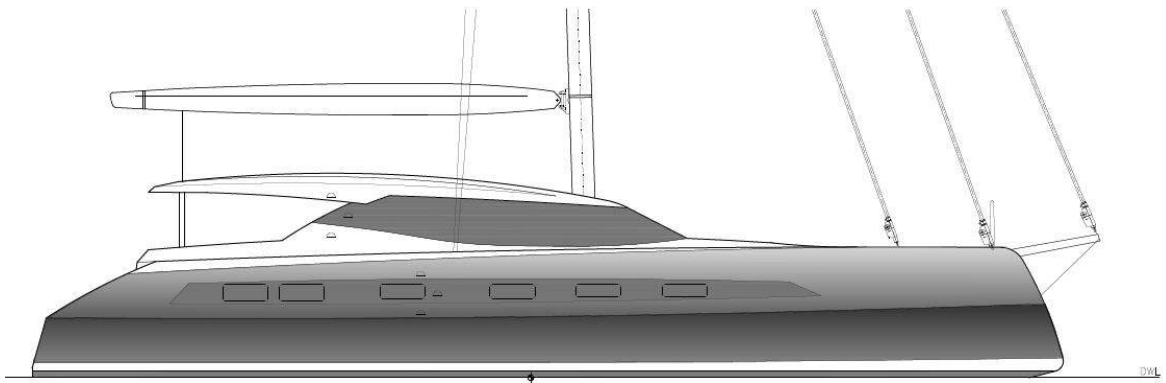


DUBOIS 60FT CATAMARAN

Specifications



AUG 26, 2014

GENERAL SPECIFICATION

LOA	18.30m
Length on Design Waterline	17.70m
Beam Max	8.66m
Canoe Body Draft at DWL	0.84m
DWL Draft to USK	1.65m

OWNER SUPPLIED ITEMS

The following items are to be supplied by the owner. There is no allowance included in this estimate for any of the items listed below:

- Shipping
- Safety Equipment

HULL & SUPERSTRUCTURE

The hull, deck, superstructure and bulkheads will be of composite construction E'Glass with vinylester resin utilizing foam cores. Primary parts shall be resin infused. High load areas will be locally reinforced.

EXTERIOR PAINT

Exterior painting is single light colour, non metallic urethane



OUTFIT AND ACCOMMODATION

Interior layout shall include the following primary accommodation and living areas :

- Saloon
- Aft Deck
- Double Guest Room (Port)
- Master+Accomadation (Starboard)
- Galley (Saloon)

Double Guest (FWD Port)
Crew (FWD Port)

INTERIOR FINISHES

Hull sides, bulkheads and exposed structure shall be painted in satin white lined in headliner or veneer finish.

Furniture shall be built wherever possible 'out of the vessel' and fitted after painting. Furniture shall be lightweight plywood, veneered and satin clear finished 30% grain filled.

General Finish shall be high standard, similar to photos below



Separate saloon and cockpit dining tables, veneered finish. No other loose furniture, chairs or stools have been allowed for.

HEADLINERS

Headliners shall be lightweight panels, fabric covered and removable, areas allowed for:

Saloon

Port Hull Accommodation areas (not in heads)

Starboard Hull Accommodation areas (not in heads)

Cockpit overhead headliner shall be composite (no soft fabric covering)



FLOORS

Floors in accommodation and living areas shall be '*timber style finish*' Altica or Formica faced composite panels.


GALLEY

Shelves cabinets, drawers with soft close
Built in refrigeration 200L, Isotherm compact 200 unit
Built in freezer 70L, Isotherm 70 chiller panel
Stainless steel double sink
2 burners stove with oven *1
Molded composite bin in galley
Hot and cold pressurized fresh water with mixer faucet
Pressured sea water with tap
Garbage drawer

Gas Installation. Due to different regulatory requirements McConaghy will run all gas pipes and complete installation works and test but final connection to gas bottles shall be owner supplied and system certified in accordance with local regulatory requirements as required by owner.

HEADS (four en-suite heads)

Tecma electric toilet installed in heads. Bench tops shall be corian with integral corian basins.
Mirror fitted above sink. Two clothes hooks in each head.
Hot / Cold mixer faucet (Ambassador Type brand) fitted adjacent to each sink.
Heads shall have closing clear acrylic shower doors on rails.
Each head provided with shower, hot/cold mixer faucet and shower drain.
No headliner in heads. Non-corian surfaces shall be painted satin white.
Floors shall have non-skid paint applied.



UPHOLSTERY

All exterior upholstery allowed for in Sunbrella (standard range) fabric.

Main deck Settee / Sunpads /Beds / Bed Linens

MECHANICAL SYSTEMS

Yanmar 4JH3-DTE(125HP) diesel engine with conventional shaft and bracket

Gori folding propellers

Engine room insulation

Electronic engine controls with actuator.

Engine remote start / stop at helm position

Fuel Filters

Waterlock / muffler

Water / gas separator

Vetus exhaust temperature sensor and alarm to each engine.

Fuel tanks 380 Lt each per side

2 x B&G Triton engine displays at helm

STEERING

Single McConaghy Carbon wheel

Carbon rudders manufactured from CNC milled tooling and cured at elevated temperature and pressure (autoclaved)

PORTLIGHTS, HATCHES AND GLAZING

2 x Goyot escape hatches

10 x Goyot Crystal Portlights

4 x Lewmar Hatch

1 x Aft Bench hatch

2 x Hatches for sail lockers and 4 on sun deck

Storage lockers in aft cockpit with lift out lids

Compartment housing gas bottle with overboard drain

4 x McConaghy custom glazing hatches with Ocean Air blinds

McConaghy custom hatches and lockers are supported by stainless gas struts



HARKEN DECK HARDWARE

Winches:

Mast Utility:

1 x 60.3STEA24H Radial 3 Spd Electric ST Alum Winch

Cabin top/ Primaries:

2 X 70.3STEA24H Radial 3 Spd Electric ST Alum Winch

1 X 60.3STEA24H Radial 3 Spd Electric ST Alum Winch

Mainsheet Traveller:

1 X 50.2STA Radial 2 Speed Alum Self-Tailing Winch

Hardware:

Mast Base:

6 x 3123 100mm Hi-Load Fixed Mastbase Block

4 x 725 Triple Big Boat Deck Organizer

Staysail:

2 x R32.1.5M Big Boat 32mm Captive Ball Low-beam Track w/Pinstop Holes

2 x E3200 Big Boat 32mm End Stops (Pair)

2 x G326S Big Boat 32mm Slider Genoa Lead Car w/Pinstop

2 x 3234 75mm Single Foot Block

1 x 3249 100mm Single Foot Block

Blade:

2 x R32.1.5M Big Boat 32mm Captive Ball Low-beam Track w/Pinstop Holes

2 x E3200 Big Boat 32mm End Stops (Pair)

2 x C6795 Big Boat 32mm Genoa Lead with Pinstop

2 x 3234 75mm Single Foot Block

1 x 3257 125mm Single Foot Block

1 x 3250 100mm Double Foot Block

1 x 724 Double Big Boat Deck Organizer

Genoa Sheet:

4 x 648 Hi-Load Medium Round Stainless Steel Padeye

4 x HC8832 5T Snatch Block

Mainsheet 4:1:

2 x T3204B.HL Big Boat 32mm Captive Ball Traveler Car w/2 Toggles

1 x R32.6M Big Boat 32mm Captive Ball Low-beam Track w/Pinstop Holes

1 x 790 Big Boat Low Profile Major Track Bend

2 x 3231 W/O 75mm Single Swivel Block w/o shackle

2 x 3231 NP 75mm Single Swivel Block

1 x 3225 57mm 2 Sheave Control Block

1 x 3173 Pair/Hi-Load Single Big Boat Traveler End Controls

2 x 3220 NP Hi-Load 57mm Single Foot Block

Checkstays:

2 x 648 Hi-Load Medium Round Stainless Steel Padeye

2 x 3261 125mm Stand Up Block

Padeyes:
12 x 627 Small Round Stainless Steel Padeye

SAFETY

- 4 x articulated padeyes for deck lifelines
- 4 x padeyes in cockpit for safety clip-on
- lifelines

COMPOSITE DECK RAILS

McConaghy composite stanchions, pulpit and pushpit and life lines.

DAVITS

Twin (permanently fixed) davits fitted to aft deck.

MOORING

ANCHORING

Lewmar V4 anchor windlass with gypsy and wired remote
Anchor, chain and rode to be supplied by the owner.
6x 300mm Nomen folding deck cleats

PLUMBING

FRESH WATER SYSTEM

- 2 x Water heater, 25 Lt. 230V / heat exchanger
- 2 x Water tank approx. 275 lt
- 1 x Water pressure system pump.
- 1 x Deck shower at transom of one hull
- 1 x Dock water inlet.

SEA WATER SYSTEM


- 1 x Pressurized sea water kit in anchor locker.

WASTE WATER SYSTEM

- 4 x Holding tank 60 liters

BILGE WATER SYSTEM

- 8 x Electric Automatic Bilge Pump 2000 gal/hour.
- 2 x Manual Bilge Pump 20 US Gal – 75 litre/minute.
- All sea cocks to be composite and flush with hull when closed.



TEAK DECKING

Teak decking on the aft cockpit (aft of lower side deck steps) and transom steps



ELECTRICAL SYSTEM

Supplies & Reticulation:

Two (2) Shore Power Lead 30amp
One(1) Shore Power Inlet
One (1) Galvanic Isolator
One (1) Generator Start Battery (Endurant A31DT)
Two(2) Main Engine Start Batteries (Endurant A31DT)
Six(6) House Batteries (Endurant A4D 200A/H AGM)
One(1) Invertor/charger (Mastervolt 2.5kw)
One(1) Engine Battery Isolators & Link Switches BEP 800-MS3

Machinery:

One(1) Fuel Level Sensors
Four(4) Deck Switches (Harken BRS 102P)

Plant Services:

One(1) Fresh Water Level Sensor
One(1) Holding tank sensor

Light& Power:

Three(3) Emergency Light Fittings
Fifty(50) Exterior Light Fittings
Eighteen(18)Interior Down Lights
Ten(10) Bed Lights
Six(6) Utility Lights (Eng Room & Bilges)
Twenty eight (28) Light Switches
Three(3) Light Dimmers
Four(4) Shaver Points
Five(5) Power Points
One(1) Allround white Nav light
Two(2) Port Sailing/Motoring
Two(2) Stbd Sailing/Motoring
One(1) Stern Light
One(1) Anchor Light
All internal lights are LED Lights

Switch Boards:

One(1) AC Switchboard
One(1) DC Switchboard

Alarms and Monitoring SW and HW
One(1) Tank Sensor Monitor

Navigation & Electronics:

Two(2) 5" compass
One(1) Terestial TV Antenna
One(1) Raymarine VHF 55
One(1) Raymarine E127 Plotter
One(1) Raymarine Tridata
Transducer
Autopilot
Ray160 Wind & Data Dist

Entertainment:

One(1) FUSION True Marine DVD/Receiver with Fusion-Link
One(1) FUSION True Marine Media Device Dock for 200 & 700 Series ONLY
Four(4) FUSION True Marine 7in 200W Speakers
One(1) Amplified Subwoofer with 2 channel speaker

GENERATOR

A single 17.5k Onan generator allowed for.

AIR CONDITIONING

We have allowed for a 60K BTU unit with 6 x outlets.

MAST AND RIGGING

Aluminium Mast & Boom

RUNNING RIGGING

Running rigging has been based on the current sailplan.

Sails

Dacron Mainsails and Jib Sails

TRAMPOLINE

Port and starboard trampolines, lashed.