

Verification protocol of the adhesion of PMMA on 49.42 hatches



English notice:



Subject: Leaking risk on 49.42 hatch

The following procedure is used to check the stickiness of the PMMA installed on 49.42 hatches, as below:




To carry out this check, use the plastic rule provided with this procedure.

- 1) Place the plastic rule perpendicular to the frame **at the junction between the silicone gasket and the PMMA**, as shown in pictures:



Place the rule in a vertical position, and be careful not to tilt it.

- 2) Press downward with **the force of 2 fingers only** as indicated by the arrow on the picture opposite. Repeat the operation once on the three other sides.



- 3) If the rule sinks **until the notch**, there may be a leak risk. Contact your dealer who will inform you the procedure to follow.

